

KOBELCO BM700 CRANE



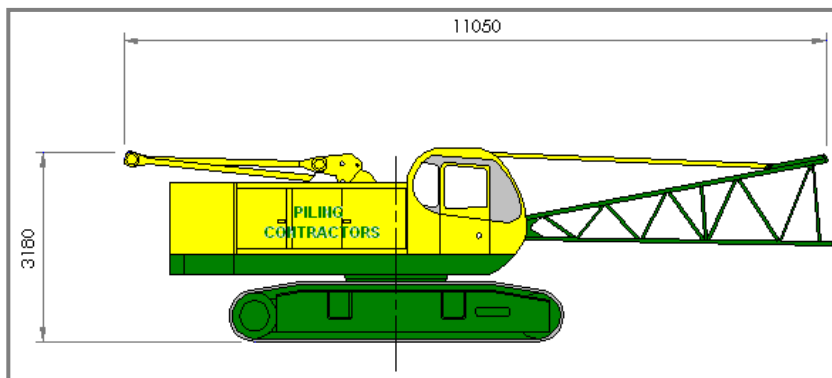
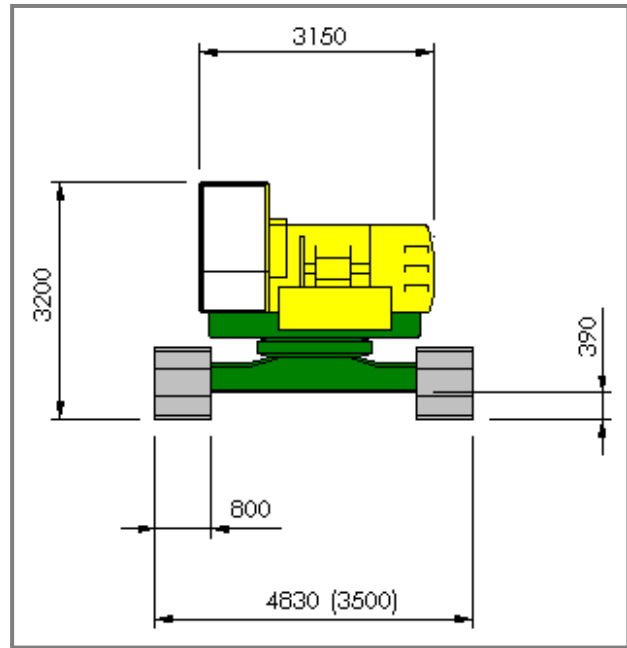
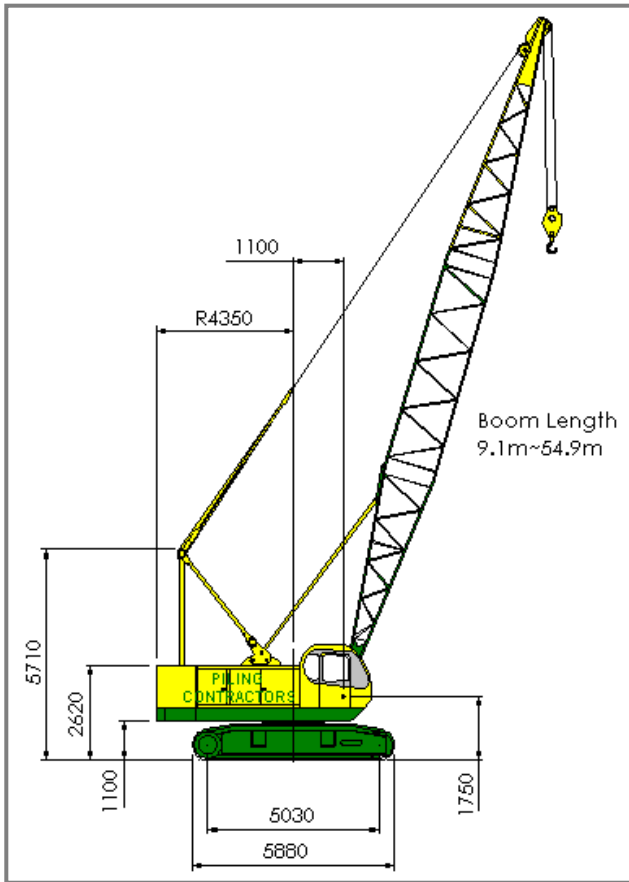
ADDITIONAL INFORMATION:

Ackermann Leaders

Crane Attachments

Kobe Leaders

KOBELCO BM700 CRANE



Equipment Type:	Kobelco BM700 Crane	Counter Weight/s:	10.7t + 9.85t = 20.55t
Serial No.:	GG1267 / W0098116	Boom Weight:	4.56t (Max config)
Unit No.:	CC402	Track Pad Width:	800mm
Manufactured Date:	1997	Crawler Width:	3500mm retracted 4830mm extended
Operational Weight:	69.0t	Main Winch Max Line Pull:	6.5t
Base Machine Weight:	44.2t (excl c/weight & attachments)	Auxiliary Winch Max Line Pull:	6.5t